

Lodi Primary School

EC - 2nd Grade

Caring Hearts Curious Minds

1307 Sauk Street

Lodi, WI 53555

Principal: Sherri Endres-Lovell

Supervision outside
starting at 7:35 am
Doors open at 7:45 am
School Hours:
7:55-2:55

January 2020

News from the Principal

Volume 9 Issue 4

Lodi Primary

1307 Sauk Street
Lodi, WI 53555

608-592-3855

Sherri Endres-Lovell - Principal

Check us out on the web
www.lodi.k12.wi.us/primary

Check out Lodi Primary School
on Facebook

IN THIS ISSUE:

Calendar of Events - 2

Food Policy Clarification/
Drop off/Pick up - 3

Nurse News - 4

Summer School Info. - 5

Holiday Gift Shop - 6

December Highlights - 7

Science in the House - 8

Noteworthy - 9

Happy New Year! It is the time of year that everyone is making resolutions. Do you remember what your resolution was last year? If not, it probably means that you didn't achieve it. The trick to achieving your goals is to make them attainable. As we all set our healthy lifestyle goals think about setting a goal that involves your child/children. Parents are the most important people in a child's life. The school cannot educate the students alone. Lodi Primary School is as successful as it is because of parents who care. When you take the time to attend school events or to help with homework, you are sending the message that school is important and that your child is important — which is a great start. I saw this play out at our winter concerts in December. What fabulous family involvement!

Primary students don't have a lot of homework, but for the amount they do have, below are some homework tips that I found at kidshealth.org.

- 1. Know the teachers — and what they're looking for.** Attend school events, such as parent-teacher conferences, to meet your child's teachers. Ask about their homework policies and how you should be involved.
- 2. Set up a homework-friendly area.** Make sure kids have a well-lit place to complete homework. Keep supplies — paper, pencils, glue, scissors — within reach.
- 3. Schedule a regular study time.** Some kids work best in the afternoon, following a snack and play period; others may prefer to wait until after dinner.
- 4. Help them make a plan.** On heavy homework nights or when there's an especially hefty assignment to tackle, encourage your child to break up the work into manageable chunks.
- 5. Keep distractions to a minimum.** This means no TV, loud music, or phone calls.
- 6. Make sure kids do their own work.** They won't learn if they don't think for themselves and make their own mistakes. Parents can make suggestions and help with directions. But it's a kid's job to do the learning.
- 7. Be a motivator and monitor.** Ask about assignments, quizzes, and tests. Give encouragement, check completed homework, and make yourself available for questions and concerns.
- 8. Set a good example.** Do your kids ever see you diligently balancing your budget or reading a book? Kids are more likely to follow their parents' examples than their advice.
- 9. Praise their work and efforts.** Post an a-ced test or art project on the refrigerator. Mention academic achievements to relatives.
- 10. If there are continuing problems with homework, get help.** Talk about it with your child's teacher. Some kids have trouble seeing the board and may need glasses; others might need an evaluation for a learning problem or attention disorder.

Reviewed by: [Eric J. Gabor, JD](#)

Date reviewed: October 2011

After the homework and chores are done, climb into bed and read your child a good book or two. There are so many great picture books out there that you can check out from the library. Everybody has to go to bed and you can get books for free so there are no excuses. Spending quality time with your child is a goal you can reach! (Unlike the 10 pounds I've been trying to lose for the last 20 years.) I wish you the best in the New Year and I hope you spend lots of family time together on homework, reading some good books, and playing indoor and outdoor games. Good luck reaching your goals!

Sherri Endres-Lovell, Principal



JANUARY

'20

SUNDAY	MONDAY	TUESDAY	WEDNESDAY	THURSDAY	FRIDAY	SATURDAY
29	30	31	1 No School	2 Day 3	3 Day 4	4
5	6 Day 5	7 Day 6	8 Day 1	9 Day 2	10 Day 3	11
12	13 Day 4	14 Day 5	15 Day 6	16 Day 1	17 No School Collaboration Day	18
19	20 No school Dr. Martin Luther King, Jr.. Day	21 Day 2	22 Day 3	23 Day 4	24 Day 5	25
26	27 Day 6	28 Day 1	29 Day 2	30 Day 3	31 Day 4	1

UPCOMING EVENTS:

6—PTO Meeting 7 pm @ ES Library

8— Development Screening

13—BOE Meeting 6:30 pm @ DO

16—4K Craft Night 6-7 pm @ PS Cafeteria

17—No School/Staff Work Day

20—No School/Martin Luther King Jr., Day

25—PS/ES/OSC Science Fair 9:00-10:30 @ ES



Food Policy 2019-2020 Clarification

Thank you to our staff, students, and families for your patience and cooperation as we continue to implement our new policy for food in schools. As the school year has progressed, and we have more experiences working with this policy we wanted to provide clarification to ensure there is as much clarity as possible. The policy is required to be in compliance with the Federal School Lunch Program.

- It is intended to protect students by ensuring safe food-handling procedures at school.
- Food will not be used as an incentive by teachers/staff during the school day.
- Food brought in by families to celebrate birthdays or holidays is discouraged. We encourage families to celebrate special events with a non-food treat instead or to talk with your child's teacher about options he/she has for birthday celebrations - like extra recess, games, etc.
- If you would like to bring in food for a birthday or special event, the food must be:
Pre-packaged, individually-portioned from a store or other food service facility.
Shelf-stable (not refrigerated at the store or requiring temperature control)

Suggestions:

Individual bags of popcorn, baked corn or multigrain chips, individual pre-packaged fruit snacks, fruit roll-ups, granola bars, gelatin or pudding cups that are shelf-stable

What is not permitted:

- Homemade treats
- A family-sized bag or container of chips/popcorn to be shared by the class
- Anything that is stored in the refrigerated section at the store
- Cupcakes or donuts prepared at a facility but not individually packaged

If you have questions about this policy please feel free to contact Mrs. Endres-Lovell at endresh@lodischoolswi.org or 608-592-3855 ext. 1002

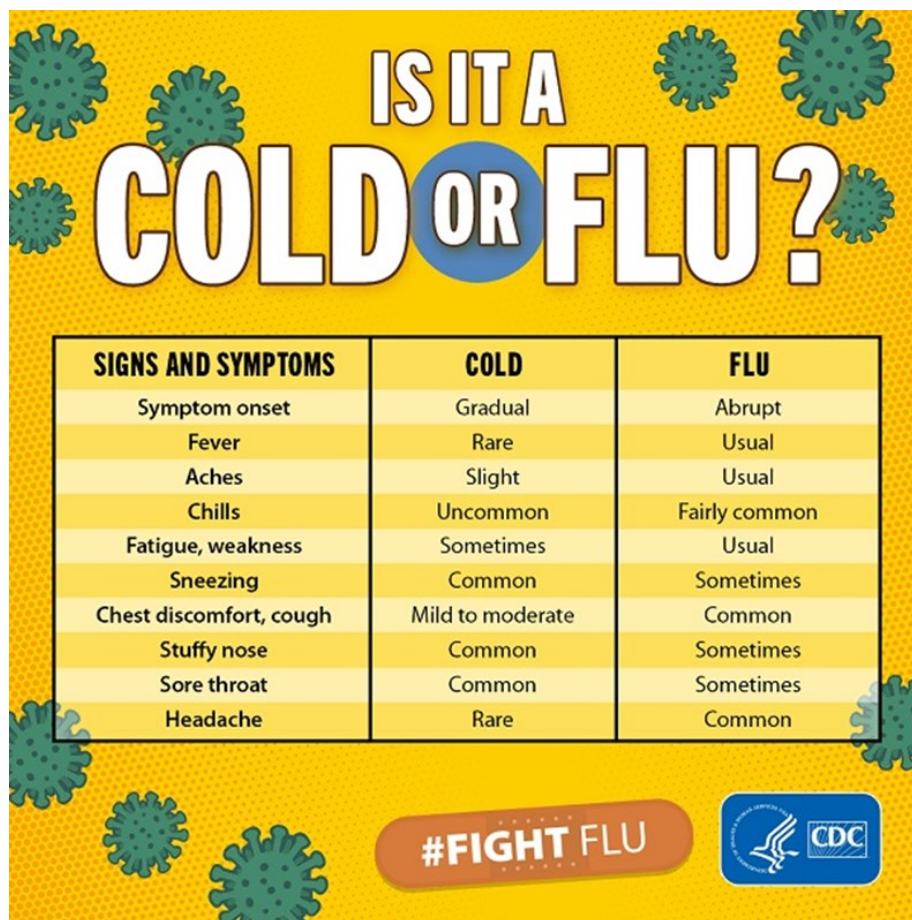
Drop off/Pick up Lane Reminders:

- Drive Slowly
- Use your blinker to pull next to the curb or away from the curb
- Stay in your car
- Have your child exit/enter on the sidewalk side of the car
- If you can't do the above, please park in the parking lot. Staff do not park in the first row.

**Thank you for keeping our
students safe!**

Nurse note:

With it being cold and flu season, I wanted to get out some reminders regarding the difference in symptoms. Below is a chart from the CDC that is very helpful. You can still contact your local clinic to receive the flu shot this year if you have not already done so. Also remember to wash those hands with soap and water for 20 seconds! It is the best way to prevent the spread of colds and flu.




The infographic has a yellow background with green virus-like icons. The title 'IS IT A COLD OR FLU?' is at the top, with 'OR' in a blue circle. Below is a table comparing cold and flu symptoms. At the bottom are the '#FIGHT FLU' logo and the CDC logo.

SIGNS AND SYMPTOMS	COLD	FLU
Symptom onset	Gradual	Abrupt
Fever	Rare	Usual
Aches	Slight	Usual
Chills	Uncommon	Fairly common
Fatigue, weakness	Sometimes	Usual
Sneezing	Common	Sometimes
Chest discomfort, cough	Mild to moderate	Common
Stuffy nose	Common	Sometimes
Sore throat	Common	Sometimes
Headache	Rare	Common

<https://www.cdc.gov/flu/symptoms/coldflu.htm>


Let me know if you have any questions,
Jean Winter RN, BSN, MS
Lodi School Nurse
(608)438-3100
winteje@lodischoolswi.org

IMPORTANT INFORMATION FOR SUMMER SCHOOL 2020



Summer School 2020

Things You Should Know!



New Summer School Contact Information:

Summer School Administrative Assistant: Emma Neumaier

(608) 592-1026

(608) 592 - 3842 ext. 2114

Email: summerschool@lodischoolswi.org

Summer School Session 1: June 22, 2020 - July 9, 2020

Morning Session Primary School Campus: 7:55am - 10:55am

Morning Session High School Campus: 8:00am - 11:00am

Afternoon Session (High School Campus only): 11:30am - 1:00pm

Summer School Session 2: July 13, 2020 - July 30, 2020

Morning Session Primary School Campus: 7:55am - 10:55am

Morning Session High School Campus: 8:00am - 11:00am

No Afternoon Session.

April 1st - April 15th Open Registration!

Open House: Thursday June 18th 5:00pm - 6:00pm



Holiday Gift Shop



Thank you to our coordinators and volunteers who help pull off a nice shopping experience each year for our students. Without them this would not be possible.

DECEMBER HIGHLIGHTS



4Kers practicing
for their winter
concert




HOLIDAY
CONCERT
READY

Making a birthday
book selection:)



Concert
Ready!





Lodi High School Science Club did a Christmas science show for the primary school kids before winter break to inspire the younger students with real science. Cultivating the next generations of scientists!!!

R E M I N D E R: Science Fair forms are due to the school office by Thursday, January 16th, 2020.

New This Year! Please arrive at 8:30 am Saturday morning January 25th, 2020 to set up your project. Science Fair will begin at 9:00 am.

NOTEWORTHY

Science Fair

Saturday, January 25th

8:30 am - project setup begins

9:00-10:30 am - Science Fair

Lodi Elementary School

Packets were sent home before break.

More available in the school office.

PS/ES Literacy Night

Featuring: Tips, Tricks, and Tools to Support Literacy

@ Elementary School

February 20th 5-7 pm

No School

January 17th/Staff Work Day

January 20th/Dr. Martin Luther

King, Jr. Day